

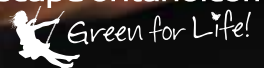
Spring 2018

Garden Inspiration

FOOD,
FAMILY
AND *fun*

TOP 10
POLLINATOR
PLANTS
AWARD WINNING
DREAM GARDENS

AN INITIATIVE OF
landscape ontario.com




PLUS NEW PLANTS FOR 2018




everything. fits. together.

DECASTON® & MOLINA®


The new DECASTON® & MOLINA® lines from Oaks enables holistic design concepts for your project. With their large format, smooth surface, clean edges and reduced joint spacing, Decaston & Molina are ideal for creating inviting spaces. At 80mm (3.15") thick, these paver are suitable for light traffic, pedestrian use and meets wheelchair access specifications. Combine them together for even more design options!



DECASTON, CATHEDRAL
WITH MOLINA, CLOUDBURST



DECASTON, MEADOW
WITH MOLINA, TWILIGHT



DECASTON, MORaine
WITH MOLINA, FENNEL

OAKSpavers.com | 1.800.709.OAKS (6257)

welcome to **Garden**
Inspiration

Spring 2018

Brought to you by **landscapeontario.com**



FOOD FOR thought

Welcome to *Garden Inspiration*, a magazine for outdoor living where dreams are unveiled. Published by the members of Landscape Ontario, this magazine looks to inspire you with the wonder, beauty and benefits of horticulture, and connect the inspired with our professional members.

Our Publishing team has done an amazing job once again this year producing a first class magazine, and the theme of Food, Fun and Family certainly covers the hot topics for 2018. I hope you enjoy some of the tips and tricks shared by the experts, who are proud to improve our green environments, every day.

For more inspiration, or to find a member company, visit the Professional's gallery and Find a company page at **landscapeontario.com**. This website can make your green dreams come true.

Please enjoy this issue, then visit **landscapeontario.com** to bring your own garden dreams to life!



gardens, food

Picture a family around the dinner table, about to enjoy a meal featuring home-grown food. What better way to counter today's world of technology and instant return? *Garden Inspiration* decided to explore how families are passing on the tradition and love for gardening, and what inspires the next generation to dig in for themselves.



Container gardening enchants children

"I like fun and relatively simple plants that offer lots of colour and fabulous fragrance from both flowers and foliage," says Paul Zammit, Nancy Eaton Director of Horticulture at the Toronto Botanical Garden. *Garden Inspiration* asked Paul's expert opinion on growing herbs in container gardens with his grandsons, Alex and Quinn.

"It would also include mix of plants to provide varied heights and textures. I also always try and incorporate plants that provide food, while at the same time help to attract and feed pollinators. I am big fan of using curly leaf parsley in all of my planters. The ruffled dark green foliage looks fantastic; it is yummy; it's great for making small, hand-tied flower arrangements and it is an important food source for swallowtail butterfly larvae."

Paul particularly likes African Blue basil for its fragrant foliage, and also because its flowers are edible, a magnet to pollinators and make excellent cut flowers. His other favourite herbs are upright and trailing rosemary, thyme, sage, parsley and 'Pesto Perpetuo' basil.

Calendula, nasturtiums, scented geraniums, and borage are also among his recom-



Paul Zammit gardening with his grandsons Alex and Quinn



mended edible flowers. Favourite fragrant flowering plants for containers include heliotrope and sweet alyssum. While neither are edible, both are fragrant and attract pollinators.

Paul says, "Avoid containers that are too small, as these will dry out too quickly and limit overall success. I personally prefer clay pots for their weight

& family



and natural colour. Children can personalise their own clay pots using food-safe paint. If a traditional container is not available, consider getting creative and upcycling by using recycling bins, buckets or old baskets. All items must have drainage holes!

“When it comes to growing herbs indoors, I prefer and recommend growing one plant per pot in a six- to eight-inch pot. Provide as much light as possible and increase humidity around plants by placing the pots on a saucer with a layer of gravel. Keep the saucer filled with water, to just under the top of the gravel. The individual potted plants should not be in direct contact with the layer of water.”

A harvest of family memories

Mark Cullen is Canada’s garden guru, lending his tips and advice to homeowners for many years. His family farm is a summer buffet of enchanting garden paths, towering sunflowers and hollyhocks, and burgeoning vegetable plants. Mark’s daughter, Heather, has found her path in horticulture as both a landscape architect and a beekeeper. Mark’s son Ben is following in his father’s footsteps as a horticulture adviser. We asked Ben and Heather about growing up green.

Did you grow up helping in the garden?

HEATHER: We were in the garden at a young age, but not so sure how much we were helping until I started mowing the lawn as a preteen.

BEN: My earliest memory is actually the smell of wet potting mix in the greenhouse attached to the back of our childhood home, where Dad would start seeds in the early spring. He would let us ‘help’ with filling trays and placing seeds in each cell, but I think we were mostly there to make a mess. My first memory in the garden was at the veggie plot Dad kept at our grandparent’s farm. I remember

pulling a carrot from the ground and wiping it on the grass before eating it; before Mom had the opportunity to work it into any recipes.

What has your dad taught you about gardening and the green industry that you have taken into your careers?

HEATHER: He taught us there are various ways to be involved in the industry and areas to move within it. For me, working as a cashier at a garden centre and answering calls



Mark Cullen with daughter Heather and son Ben

for his radio show led to travelling as a gardener throughout Canada and the U.K., which ultimately lead to consulting design work.

BEN: Most of Dad's advice can be applied pretty broadly, but it's definitely helped in our careers. I think the most valuable lesson is his persistence and positivity — something we try our best to emulate, even on bad days. Specific to the green industry, he definitely drew my attention to the broad sense of camaraderie which exists. Maybe it's a function of everyone knowing each other, but integrity and mutual respect runs deep. Dad's very aware of that.

Heather, how did you get interested in beekeeping, and do you use the honey you collect in recipes?

HEATHER: The increased importance of pollinators, with the great reviews of the Toronto Botanical Garden beekeeping course, piqued my interest to sign up. The year-long course exceeded my expectations, which encouraged me to get more practical experience. Being my first year with my own bees, I chose not to harvest honey and leave it for the bees this winter. I love to make granola with lots of honey, and nothing beats a slice of toast with creamed honey.



Heather, Mark (with grandson Neil) and Ben Cullen

What do you hope to teach your children about gardening?

HEATHER: Mostly, I hope Neil gains an appreciation for gardening — whether it is the sustainability aspects, health benefits, design appreciation, community building or career opportunities.

BEN: Much like Heather's Neil, my nephew, I hope that when I have kids they will see the outdoors as a place to learn and enjoy. I don't think it will require

a whole lot of guidance, I'm pretty sure "outdoor wiring" is mostly genetic.

Do you have a favourite recipe from your mom you would like to share, that uses vegetables or fruits you helped your dad grow?

BEN: We would probably agree that Mom's applesauce is a pretty staple, harvest-menu item. Dad's reluctance to spray his apple trees provides ample seconds for Mom to put through the food mill, and her reluctance to add sugar makes for a naturally sweet and tart taste that we can only get at home. Dad will have it at any meal, but we like it best served over homemade ginger cake.



Recipe for landscape success

Frank Ferragine, Breakfast Television's Frankie Flowers, is well known for his weather broadcasts and hosting many green-related events. He is from a gardening family that operates Bradford Garden Galleries, a large-scale, full service garden centre in the Barrie area. *Garden Inspiration* asked Frank for his ideas on how to get your best garden spot.

What are the ingredients for an award-winning garden design?

An award winning garden design must be mindful of its surrounding while blending in and adding value to the aesthetics and function of a space. An award winning design, in my eyes, should be a balance of hardscapes and softscapes, both working together to minimize homeowner headache and add to outdoor enjoyment. An award winning design should use space wisely and design elements should either make a small space feel more grand or a large space feel more welcoming.

Frank Ferragine



What is your recipe for the perfect planter pot?

The perfect recipe for a pot is a combination of plants that have texture, colour, and varying heights including a thriller, a spiller and a filler. Pick a combination of plants that will survive in your light conditions and add impact to your space. I'm a fan of monochromatic colour combinations, as simplicity, in my eyes, is elegant and easy!

Can garden centres help homeowners choose plants suitable for their gardens, and help with garden design?

The good ones can; independent garden centres strive to make a homeowner's shopping experience the best one possible. The good garden centres want you coming back and those same garden centres strive to keep you excited about gardening. If you are successful you will be excited about gardening and the process of garden design. Good garden centres are here to help you every step of the way. My suggestion is, on a May long weekend, garden centres are full-out crazy busy, and getting questions answered isn't easy due to the volume of customers. I say visit them early in the season and be prepared!

If a condo owner only has a balcony for outdoor space, can a garden centre help choose hardy plants and vegetables that could be grown in pots?

100%! There are so many vegetables that condo dwellers can grow in pots; from tomatoes, peppers, Swiss chard to even potatoes, if you are willing, options are endless. Garden centres are there to help, but a quick Google search for "container-grown vegetables" or a read of my book "Food to Grow" can help too — shameless self promotion.

Frank suggests these edibles for pots:

- Bush tomatoes
- Tiny Tim cherry tomatoes
- Space Saver cucumbers
- Bright Lights Swiss chard
- Bush beans
- Cayenne peppers
- Basil
- Parsley
- Rosemary
- Sage
- Everbearing strawberry 'Pretty in Pink'



Denis Flanagan with grandson Ethan and daughter Gillian

Celebrity: The next generation

Denis Flanagan is Landscape Ontario's very own celebrity. His TV shows taught viewers about growing and caring for indoor plants, and how outdoor gardens can have many looks. He appears regularly at garden club meetings, green industry shows and is a favourite speaker at Canada Blooms. His children, Chris and Gillian, grew up as guests and later work crew on his television show. Gillian, now married with a child of her own, has embraced healthy eating, and along with her neighbour, Farhana, share their green thumbs and the rewards from their urban home gardens.

Gillian's crops are, "Eggplant, green chili peppers, coriander, ghost peppers, thyme, mint and parsley. We also frequent farmers markets and often share squash, zucchini and pumpkins if we have too many." She says limited space does not curtail her gardening. For example, she used a rooftop shared with her neighbor Farhana to grow green chillies.

A big gardening motivator is Gillian's toddler son. "As young parents, Mike and I feel it is imperative that Ethan knows where his food comes from; and for us this means beyond the grocery store! Urban living has some limitations, but we are also fortunate to be living in a city that is embracing urban growing and local markets. We try to go to



Recipe for Vegetarian Curry

ginger paste
onion paste
coriander powder
coconut milk
dash of sugar
yogurt
potatoes
green chili peppers
(from the garden)

Heat olive oil in a skillet over medium heat, then add ingredients and bring to a boil. Reduce heat, and simmer for 20 to 25 minutes.
*serve on rice with fresh cilantro (from the garden)

Are you seeing healthier lunches being brought and served at schools?

There has been a big push in our high school cafeteria to offer healthy options to students. Gone are the days of cheap, high sugar or fat options. The whole menu is geared towards health options. A new phenomenon is student's using SkipTheDishes to order food online to be delivered. Booster Juice is a student body favourite.

As parents of a youngster in daycare, do you have input on your child's midday meals or do you pack a lunch for your child?

We love homemade food! So our son has learned to love properly prepared, seasoned, and home cooked meals. So this was essential when we were looking into a daycare provider. The location we have, prides themselves on authentic European homemade healthy style meals. We also have a healthy snack ready for him on the ride home during the sometimes long afternoon commute.

What would be some of your suggestions for a healthy 'brown-bag' lunch that kids will actually eat?

You have to be mindful of school restrictions to allergens being brought into the building. Our son loves cucumbers, apples, carrots and hummus, salsa and multigrain nachos. Good snacks are key!

Many garden centres we visit today were started as small family enterprises with big dreams. These families have put heart, soul and many years into seeing their businesses bloom. Take the time to visit your local retail garden centre and be inspired by the products and ideas these family-centred professionals have to help you bring your outdoor space, whatever the size, to life.

To find your nearest retail garden centre and discover the magic in gardening, visit landscapeontario.com.

a market weekly with Ethan so he has exposure to a more traditional format of engaging with your food — land/farmer to consumer. Our hope as parents is to teach our children the benefits of gardening and growing vegetables at home.



"My brother and I grew up in the garden," Gillian says. "A lot of that time was spent watching Dad and playing around him, I feel that instilled an inherent connection to nature in my brother and me. Boredom didn't really exist at our house. We craved and lived outside! I want to raise my children with this same sense of comfort and love of nature."

Food for thought

School boards have come together with parental groups to ensure every child in school had nutritious food in their lunch boxes to feed their bodies and their minds for learning. Anthony and Lyanda Pugliese are parents to an 18-month old son. Both educators, they see how healthy eating helps children learn better.

As teachers, do you feel healthy eating plays a role in learning?

To learn properly, a young student has to be fully tuned into what lesson they are participating in. This means having good energy levels from proper sleep and nutrition. You can definitely see when a student hasn't had a proper morning breakfast. Also, if they have had an unhealthy lunch. This leads to lethargic participation in the afternoon to lessons, or homework. Even high school athletes are learning the benefits to proper eating.



Anthony, Lorenzo and Lyanda Pugliese



Endless Blooms. All Season Long.™

Introducing Sunfinity™ the next generation of **SUNFLOWER** that offers nonstop blooming and more flowers all season long. Sunfinity is an interspecific-bred Helianthus providing incredible consumer value over traditional sunflowers.



Extend the spring and summer retail sales season with a premium innovative offer ideal for landscapes and large patio pots.



Superior branching producing multiple flowers per plant.



For more information and availability: 855-630-3139
Contact your preferred sales representative or
broker partner today. • www.syngentaflowers-us.com

Photos are either the property of Syngenta or used under agreement. ©2018 Syngenta. Some or all of the varieties listed herein may be protected under one or more of the following: Plant Variety Protection, United States Plant Patents, Utility Patents, and / or Plant Breeders, Rights and may not be propagated or reproduced without authorization. The Alliance Frame, the Purpose Icon and the Syngenta logo are trademarks of a Syngenta Group Company. The trademarks displayed or otherwise used herein are trademarks of a Syngenta Group Company or third party.

Lakeside landscape

Landscape Ontario professionals
bring homeowner's vision to life

It began as a blank canvas, an opportunity to create a family home and landscape overlooking Fairy Lake in Huntsville, Ont. The homeowners, a professional couple with four adult daughters, had their eyes on the property for years. In fact, they lived across the street.

When the home came up for sale, they decided to take on the challenge of a rebuild, with an arts and crafts-style home in their

sights and a naturalized, yet clean and elegant landscape as the focal point.

"We wanted a landscape design that would complement the natural environment," the homeowner explained.

Landscape architect Shawn Gallagher, Shawn Gallagher Design, Aurora, Ont., and landscape contractor Jeremy Feensta, owner of Floristerra Greenhouses and



The spectacular view of Fairy Lake is the clear focal point of the property, but it also created some design challenges. It was important to the homeowners to naturalize the shoreline, mitigate erosion from water runoff, and retain the large existing sugar maple.



Paths were designed within the garden itself so that you could walk in the garden rather than just look from a distance. This allows a greater connection and experience with the garden and makes watering and maintenance easy.



A beautiful granite flagstone walkway curves its way down to the lake. White pines and white spruces line the property, providing the privacy the homeowners desired, while ground cover and perennial plantings fill the gardens.



Stella de Oro daylilies punctuate the meadow with their bright colour and long lasting flowers.



The main lawn is flanked with perennial borders and hydrangeas are planted under the canopy of an existing spruce.



Planters throughout the garden feature vibrant geraniums for a punch of colour.

The shoreline was naturalized with indigenous shrubs and perennials to prevent erosion of the slope. A massive Brazilian walnut dock is the perfect spot to relax.



A custom canoe shelter was built along the granite path, making it easy for the homeowners to access canoes and paddleboards on their way down to the lake.

Landscape Centre, Elmira, Ont., collaborated on the project, which took several phases and four years to complete. There were significant challenges, including stipulations from the Ministry of the Environment to protect the fish habitat along the shoreline. Natural granite boulders were brought in and placed along the edge of the water to mitigate erosion, and native vegetation was utilized to filter water runoff.

“We feel very fortunate to have built a relationship with Shawn and Jeremy,” the homeowner said. “They were able to tap into what we were looking for as a family, and they have created a landscape that is just going to get better and better as it matures.”

Mass native plantings, natural granite flagstone walkways and exotic hardwoods are featured throughout the sprawling landscape, making it a truly unique, personalized space. The gorgeous property is a testament to the possibilities when Landscape Ontario professionals collaborate to bring a homeowner’s vision to life.

Photography contributed by Jessica Campbell.

Find a job, find a great green career!
 Hundreds of great opportunities await at **landscape.jobs**



TESTED FOR SOUTHERN ONTARIO LANDSCAPES
AT THE UNIVERSITY OF GUELPH TRIAL GARDENS

TOP 10 ORNAMENTAL POLLINATOR PLANTS *for your garden*

BY RODGER J. TSCHANZ AND NIGEL E. RAINE



Why should we care about conserving pollinators? Roughly one in three mouthfuls of food we eat depend on the pollination services of insects. Almost 90 per cent of flowering plant species worldwide rely on animals and insects for pollination, making pollinators (particularly wild bees) an essential part of natural ecosystems.

Reports surrounding global pollinator declines raise concerning issues of reduced agricultural productivity

(due to pollination deficits) and reduced biodiversity and sustainability in natural ecosystems. In short, pollinators are beautiful, fascinating, diverse and essential creatures that we cannot afford to lose.

Thousands of annual and perennial plants have been grown and examined since the University of Guelph began its Trial Garden Program in 2001. Here, we highlight 10 ornamental plants for your garden that appeal to both pollinators and humans alike.



Smooth Oxeye: 'Burning Heart'

'Burning Heart' is another daisy-like flower with yellow-orange bi-coloured flowers. The bloom period for this plant is quite long, lasting from late June until frost, attracting butterflies, bees and other pollinators. It is hardy in southern Ontario but is considered to be a short-lived perennial; however, it will self-seed and persist in the garden. 'Burning Heart' is ideal for perennial borders and makes a great cut flower.

Butterfly Weed: 'Silky Mix'

'Silky Mix' is very attractive to hummingbirds and butterflies. Monarch butterflies will lay eggs on this plant as it is a ready food source for their caterpillars. It is also a very attractive ornamental that can be grown in beds or containers and used as a cut flower. The umbels are a mixture of red and gold.



**Zinnia:
'Queenly Lime Orange'**

Zinnia is a popular garden plant that produces showy flowers that appeal to both gardeners as well as bees and butterflies. The petal colour of 'Queenly Lime Orange' ranges from green tinted dark coral peach to light peach. It makes a great cutflower because of its long stems and its 2-3 week vase life.



Brown-eyed Susan: 'Prairie Glow'

'Prairie Glow' produces many branches and blooms with scores of small daisy-type flowers in late summer into the early fall. The inflorescence has a dark chocolate button centre surrounded by burnt orange petals with yellow tips. During its blooming period it is attractive to pollinators such as bees and butterflies, and following bloom the seeds are attractive to birds.

**Showy Stonecrop:
'Pure Joy'**

When in full bloom in the late summer, bees constantly visit 'Pure Joy' flowers. The colour of this showy stonecrop ranges from pale pink to dark carmine and foliage and stem colour can range from light green to purple/bronze. 'Pure Joy' can be used to edge flowerbeds or sidewalks, or in rock gardens.





TOP 10 ORNAMENTAL POLLINATOR PLANTS *for your garden*

Coneflower: 'Cheyenne Spirit'

Like many Echinacea cultivars, 'Cheyenne Spirit' is highly attractive to pollinators. A package of 'Cheyenne Spirit' seed can produce plants that have red, pink, yellow, orange, purple or white looms. Consider mass planting 'Cheyenne Spirit' to allow all the flower colours to mingle together in the landscape.



Sunflower: 'Sunfinity'

Sunflowers are always a summer favourite for the garden and for use as cut flowers. The down side to the traditional sunflower is its short bloom period. Not anymore. 'Sunfinity' re-blooms all season, producing small, nectar-rich inflorescences that attract pollinators, including bees. Also, the seed head effectively functions as a living, refillable bird feeder in fall.



Wax Begonia: 'Topspin'

'Topspin' is a series of wax begonia with green leaves and red, white, pink or rose flower colours. While wax begonia is not known for attracting bees, many honeybees collected pollen from 'Topspin Pink's' male flowers during the 2016 trial season.



Tickseed: 'Campfire Fireburst'

'Campfire Fireburst' has orange, flame coloured flowers, and petals that are yellow at the centre with orange tips. Like other Bidens cultivars, this plant is low growing and will spread across the soil surface or mingle attractively with other plant types in a mixed container. Attractive to bees, 'Campfire Fireburst' is heat tolerant and will bloom reliably from spring until frost — making it particularly good for autumn themed container designs.



Salvia: 'Rockin' Playin' the Blues'

'Rockin' Playin' the Blues' attracts bees, hummingbirds and butterflies with its tall and long inflorescences of purple/blue flowers. Well-suited for containers or garden beds, this salvia blooms steadily all summer and into the fall.



For more information on the importance of pollinators, and ongoing research at the University of Guelph to conserve and support these critical components of our ecosystem, please visit the Raine lab website 1in3mouthfuls.org. For more information about the University of Guelph's Trial Garden program please visit: trialgarden.uoguelph.ca.

Rodger J. Tschanz is a research technician with the department of plant agriculture and the trial garden manager at the University of Guelph.

Nigel E. Raine is a professor in the school of environmental sciences and the Rebanks Family Chair in Pollinator Conservation at the University of Guelph. Follow Nigel on Twitter (@NigelERaine)




backyard **BLISS!**




Naturalized country garden

This new build provided a blank canvas for Hutton & Co. Land and Shore, Owen Sound, Ont. The homeowners had a simple wish list: bring the country garden into town. The Landscape Ontario member company accomplished this goal by adding natural stone patios, naturalized plantings with a native focus and a hot tub to this beautiful, tree-lined property. For more ideas and to contact a landscape professional in your area, visit the Professional's gallery and Find a company page at landscapeontario.com.



Creative arbours along with native plants such as echinacea, daisies and black-eyed Susans complement the country feel to this garden.



Large slab steps and flagstone pathways seamlessly blend garden levels.

An aerial view of a lush rooftop garden. The garden is filled with a variety of plants, including purple lavender, yellow flowers, and green shrubs. A paved patio area with a wooden table and black chairs is visible on the right side. The garden is situated on a building's roof, with a concrete wall and a view of a forested hillside in the background.

GARDEN *in the sky*

Terrace gardens with panache

These award winning gardens show the incredible possibilities for condo gardening. Urban Garden's maintenance expertise enabled these lush terrace and balcony gardens and planters to flourish, making this condo truly stand out in Toronto's High Park neighbourhood. For more ideas and to contact a landscape professional in your area, visit the Professional's gallery and Find a company page at landscapeontario.com.

Year-round visual interest is achieved by using plants such as spirea, juniper and lavender.



Careful thought into plant choices by your green industry professional will ensure your terrace space has colour, function and form that won't overwhelm.



rejuvenate
YOUR OUTDOOR SPACE

ACE

A new landscape with classic lines

A new landscape in a mature neighbourhood can make maintenance a real chore. That's where a Landscape Ontario professional like Shademaster Landscaping comes in, to make your property look beautiful, year-round. This simple, yet elegant property has the perfect mix of garden and green space, and the difference is in the details. For example, the lawn is cut in a different direction each week to promote turf health, and plants are pruned using natural methods with little to no shearing to ensure a natural, but controlled look. For more ideas and to contact a landscape professional in your area, visit the Professional's gallery and Find a company page at landscapeontario.com.

Attention to detail is key for creating an outdoor space that is visually pleasing from every angle.



Hostas for shade, tidy shrub borders, dry river beds and big, bold planters give this space colour and texture.

LANDSCAPE ONTARIO IN

Professional members of Landscape Ontario take an active role in their communities across the province, harnessing their expertise, enthusiasm and equipment for volunteer projects that enhance public spaces. Over the next few pages, *Garden Inspiration* shines a spotlight on the fantastic volunteer projects and events Landscape Ontario professionals are proud to support.



Battle of the Atlantic Memorial

In partnership with the Naval Association of Canada (London), Landscape Ontario professionals created a memorial for the Battle of the Atlantic at HMCS Prevost, located at the forks of the Thames River in London, Ont. The gardens are a tribute to the ships and sailors of the Royal Canadian Navy that were lost in the longest running battle of the Second World War. Landscape Ontario members supported the ambitious project with design work, funding, hardscape materials, plants and countless volunteer hours. Level pathways and a safe, solid stairway make the memorial accessible to generations of visitors. If you would like to support this continued project, visit [gofundme.com/battleatlanticmem](https://www.gofundme.com/battleatlanticmem).

Garden Days

Landscape Ontario and its members are proud to support this annual country-wide celebration of Canada's garden culture — a nine-day program filled with activities and events for families, schools and gardening enthusiasts. Garden Days is an opportunity for Canadians to take part in a community garden event, get inspired at a garden centre or public garden or just enjoy their own garden. To participate in your local Garden Days event, visit [gardendays.ca](https://www.gardendays.ca).





YOUR *community*

together we grow



Hamilton Victory Gardens

Landscape Ontario professionals provide financial and volunteer support to the Hamilton Victory Gardens, a volunteer based program where unused urban areas around Hamilton are converted into gardens to grow produce for local food banks and meal programs. Since it began in 2011, over 175,000 pounds of fresh produce have been harvested from 15 garden sites and donated to 13 organizations and programs including Good Shepherd, Mission Services, Neighbour to Neighbour, and Living Rock.

In 2017, the organization partnered with Hamilton Health Sciences' Hamilton General Hospital (HGH) and Population Health Research Institute (PHRI), to modify their gardens to make them accessible and functional for patients. "We are so thrilled about the new community garden," says Kathie Elstone, therapeutic recreationist at the Regional Rehabilitation Centre. "Whether our patients are gardeners or not, regardless of the rehabilitation required, we'll be able to use the garden to help with recovery. Since gardening is a functional activity, it can encourage a patient in a wheelchair to stand or a patient with a prosthetic leg practice their balance." The HGH Campus Community Garden consists of 11 garden beds at a variety of heights to accommodate working from a wheelchair as well as standing. Hamilton Victory Gardens assisted with the building of the garden and provided a planting plan, and PHRI has set up volunteer sessions to ensure the regular maintenance over time. Visit hamiltonvictorygardens.org to get involved in this great project.



Legacy Garden at St. Clair College

Landscape Ontario members and students designed and built a legacy garden on the St. Clair College campus in Windsor, Ont. to celebrate local landscapers who have made an impact in the profession.

LANDSCAPE ONTARIO IN



Day of Tribute

For over a decade, members of the Canadian Armed Forces and Landscape Ontario professionals have worked together to prepare the grounds at the National Military Cemetery at Beechwood in Ottawa for Remembrance Day.

Cancer Survivor's Park

Volunteering time and experience to beautify and maintain public gardens is a regular activity for Landscape Ontario members living and working in the Ottawa area. Members maintain the gardens at the Richard and Annette Bloch Cancer Survivor's Park from spring until fall every year.



Green project bursaries

Landscape Ontario professionals in the Greater Toronto Area created a bursary program to support community greening projects. The program provided funding for numerous projects in 2017, including: Edible Allan Gardens, Bilton Laneway Collective, Bowery Project, Centre for Social Innovation Annex, CICS Immigrant Resource Centre Community

Garden, Courtland Mews Cooperative Homes Community Garden, Frankel Lambert Community Garden, Logie Place Community Garden, Prairie Drive Park Community Garden, Regent Park Community Food Centre, Sunshine Gardeners, Toronto Botanical Garden Pollinator Garden, Toronto Seed Library, and Urban Trees from Seed.





YOUR *community*

together we grow



Seedy Saturdays at Landscape Ontario

The annual Milton Seedy Saturday is held at Landscape Ontario's home office in Milton, Ont. This free community event is sponsored by the Milton and District Horticultural Society (MDHS), Seeds of Diversity, Halton Master Gardeners and Landscape Ontario. Visitors enjoy topics presented by a Master Gardener, hands-on demos and Q&A with the experts. Seedy Saturdays were created to provide a place for an annual seed swap, with interesting and heirloom seed varieties available for sharing or purchase. The day is not only an opportunity to exchange seeds, it is also an opportunity to exchange ideas and gets local gardeners well-equipped for spring planting.



Come Alive Outside

Landscape Ontario is a proud supporter of various Come Outside Alive events hosted in numerous communities across the province. Green Street Challenges are community events where turf is brought in to cover downtown streets and sports and games are played. The Design Challenge involves college, high school and elementary students working together to design and create new landscapes for their schools. To learn about local events in your community, visit comealiveoutside.com.





*Utilizing rainwater
can have stunning results*

Consider Fusion Landscaping for your next landscape project

Parklane Landscapes

As the winter season slowly comes to an end, many of us are looking forward to being able to enjoy our outdoor spaces again. If you are considering updating your outdoor space, whether it is to improve functionality, solve a drainage issue, or just to add a pop of colour or some interest, **Fusion Landscaping** might be your answer.



Regional Municipality of York

Fusion Landscaping is an innovative method of landscape design that encourages colour and texture to create beautiful outdoor spaces, while reducing maintenance and watering needs. This is achieved by combining the art and science of horticulture with the science of hydrology. Instead of directing rainwater away from your property, it is captured onsite through the installation of elements such as, rain gardens, bioswales, or infiltration trenches, allowing carefully selected plants to flourish without frequent watering.



Brydges Landscape Architecture Inc

There are many benefits of Fusion Landscaping that go beyond the water savings. Fusion landscapes support biodiversity, reduce the impact of flooding events, provide drainage solutions, cut down maintenance requirements, and increase curb appeal and property value. Above all, Fusion landscapes provide you with a beautiful and enjoyable outdoor space.

Water use nearly doubles in the summer months, primarily due to lawn and landscape watering. Looking for a solution to reduce this outdoor water usage, the Regional Municipality of York and the Region of Peel partnered with Landscape Ontario to develop the Fusion Landscape Professional certification program. The certification program trains landscape professionals to design, install and maintain Fusion landscapes. A Fusion Landscape Professional can help you create the outdoor space of your dreams, while addressing current environmental issues.

For more information on how to find a Fusion Landscape Professional, please visit fusionlandscapeprofessional.ca





Highway of Heroes Living Tribute: A tree for every hero



When a member of Canada's Armed Forces falls in combat, his or her final journey is along the Highway of Heroes from CFB Trenton to the Coroner's Office in Toronto. The Highway of Heroes Living Tribute's mission is to plant two million trees in the communities along the Highway of Heroes (Hwy. 401) as a tribute to the men and women who served Canada during wartime and as a living memorial to the 117,000 who died. While honouring the military, the HOHLT campaign also helps beautify the most travelled highway in North America, and helps cool the environment.

To get involved or find more information, visit hohtribute.ca.

Landscape Ontario is a proud supporter of the Highway of Heroes Living Tribute, and its member companies have been instrumental by lending their skills, expertise, equipment and time to the tree planting campaign.



Thank you Landscape Ontario professional members:

Wentworth Landscapes, Lloyd's Landscaping, Hank Deenan Landscaping, B.K. Baun Landscaping, Durham Landscape Supply, Direct Landscape Supply, Arnts Loam Supply, Wintermere Sod, Brydon Landscaping, Timm Enterprises, Dutchmaster Nurseries, Canadian Greenscapes, The Grounds Guys – Toronto, Connon NVK Nurseries, Hill County Property Services, Vineland Research and Innovation Centre, OJ Müller Landscape Contractor, Kobes Nurseries, Alcock Nurseries, Uxbridge Nurseries, Somerville Seedlings, Garden City Groundskeeping Services.

Special thanks to Landscape Ontario member Genoscape Inc. for creating the Highway of Heroes feature display for the 2018 Canada Blooms flower and garden festival at the Enercare Centre in Toronto, Ont.



TOP TIPS FOR FRUIT GROWING *at home*

BY PERRY GROBE



EDITOR'S NOTE: Perry started working with plants at his family's business, Grobe's Nursery and Garden Centre in Breslau, Ont. (near Kitchener), as a boy. Since then, he has gained hands-on experience working as a labourer, landscape construction foreman, operations supervisor and a registered landscape architect before becoming a co-owner in 2006. Along the way, he has learned one or two things about plants, shrubs, diseases, bugs and the like. He loves growing and sampling unusual tomato varieties, snooping for new and different plants, and after much practice has found that that if a glass of red wine in the garden makes one content, a bottle makes one very happy indeed.

For newcomers and beginners:

Find the ideal location

Fruiting plants almost always require as much sun as possible, so be sure to avoid shady locations. With stone fruit trees (cherry, plum and apricot), you may also need to avoid exposure to winter winds from the northwest, which can injure leaves and flower buds. Your ideal location may have a wall or fence for protection.

Consider your soil conditions

Many fruiting plants do not grow well in heavy, clay soils or in areas on your property where water runs. For many, the drainage pattern is from the eavestrough downspout to the property lines, and then to the street or across to a neighbour; avoid planting fruit trees or plants in these areas.

Start small

Growing edibles is rewarding, but it can be a daunting challenge for newcomers. Consider starting with a few small fruiting bushes as your first foray into fruiting edibles.

Focus on the roots

It is important to grow and develop the root system of your fruiting plant first. Using a root stimulating fertilizer with phosphorus and perhaps a rooting hormone will speed the process of establishment, but so too will the use of mycorrhizae, organic matter, and mineral supplements. By investing in that which is below the ground first, you will see improvements in what you will get above the ground more quickly.

Don't forget to prune

You can grow many fruiting plants without any pruning, but there is no need to settle for a small crop when a little extra work pruning can increase your results. Take the time to

learn the few simple pruning requirements of each fruiting plant, and invest in a good quality pair of pruners or loppers.

Select a slow and steady fertilizer

Producing fruit requires a whole lot of energy for each plant and all fruiting plants benefit from fertilization. Which fertilizer is best? Any is better than none, but like the tortoise and the hare, products that provide a slow and steady release are often the winners in the end.

For the more advanced fruit gardener:

Dwarf trees aren't always the best solution in cramped spaces

Fruit trees are propagated by grafting, or cloning, to ensure it is genetically the same as the original desired parent. A small portion of the original plant is "attached" to the root system of another tree (called a rootstock), and the two grow into each other. This is an art and skill that has existed for hundreds of years. Rootstocks are used to impart hardiness to the young tree, but they may also cause dwarfing. In some instances dwarf rootstocks can also inhibit vigour, which may not be a good idea if your conditions are difficult.

How to limit fruit "feast or famine"

With fruiting trees, the flower bud and the fruit are formed in the fall at the same time. In every case, the plant will direct energy to the fruit instead of forming more flowering buds. So when there is lots of fruit, sometimes the following year there might not be many as the flowers were not formed. Then, the following year (as there was no fruit), there is a heavy set again. The simplest solution is to remove some of the small developing fruit from the cluster after it has formed. In the orchard, they use a thinning agent. For homeowners, it can be accomplished through manual thinning.

One is good, more is better

Many fruiting plants perform better when there are more plants present to supply more pollen to the insects involved in pollination. Several blueberry plants will generally bear more fruit than one or two. Additionally, there are some plants (like plums, cherries or apples) where pollen incompatibilities exist. In this case, to get the plum you crave, you may have to know what kinds of other plum will pollinate the one you desire. Check with your local gardening expert, your library or the internet prior to planting.



EASY STEPS TO YOUR dream garden

HORTICULTURAL TRADES ASSOCIATION

landscapeontario.com



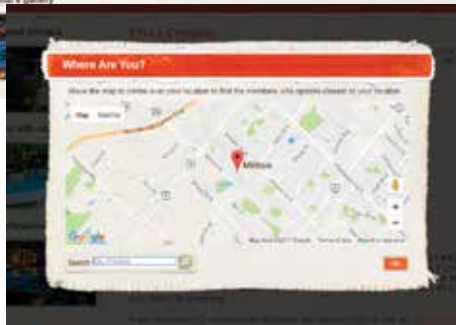
- 1 Visit **landscapeontario.com** and click on **Contact a company**



- 2 Choose **Find a company** from the pull-down menu



- 3 Select a green industry specialty to find experts: contractors, garden centres, designers and more ...



- 4 Enter your city, town, or postal code in the dialog box in the bottom left corner, and click OK.



Get started!

Browse company profiles and contact information for expert members of Landscape Ontario; ready to suggest solutions for you!

new plants

FOR SPRING 2018



In this special section, *Garden Inspiration* spotlights the most beautiful and exciting new plants that are headed to your local garden centre this spring. We've also included a choice of edibles that are both beautiful and tasty. We hope you enjoy this selection of new plants and that it helps inspire you to make your landscapes and homes even better in 2018.




◀ **PERENNIAL**
'Kismet Intense Orange'
coneflower

This coneflower has vibrant, large blooms that remain attractive for weeks.



▲ **PERENNIAL**
'Onyx' foamy bells

True black foamy bells with glossy, deep cut leaves.



*Born to Exceed,
Expectations*

PW
PROVEN
WINNERS®
The #1 Plant Brand.®

LET'S GET GROWING

Naturally, Proven Winners plants are pretty, but it's the remarkable way they flourish from spring through fall that makes all the difference. So, when it's time to dress up your front entrance to boost your home's curb appeal or improve the view out your kitchen window, Proven Winners is at your service. We are honored that you've trusted us for over 20 years to enhance your garden with exquisite flowers and plants. Cheers to another amazing season!



SUPERTUNIA® BORDEAUX™ *Petunia*

Find Proven Winners at your local retailers.
For a listing of retailers visit provenwinners.com



new plants FOR SPRING 2018



▲ PERENNIAL

'Ritzy Ruby' yarrow

This yarrow is a repeat-bloomer with flowers that begin ruby-red then mature to pink.



▲ ANNUAL

'Daisy Falls' cape daisy

This cape daisy performs well all season and is available in pink, purple, and white.



▲ ANNUAL

Endurascape Blue Improved verbena

This verbena can handle the hottest days of summer and cold spring nights.





▲ SHRUB

First Editions Fibre Optics buttonbush


This buttonbush features creamy white, compact flowers, and is native to Ontario and Nova Scotia.



▲ SHRUB

Bloomin' Easy Datenight Strobe weigela

A new weigela with bright pink flowers against green and bronze – then orange – then crimson red – foliage.



PERENNIAL

'Firedance Igloo' garden mum

A new garden mum loaded with fire engine red daisy blooms with hot yellow eyes.

new plants

FOR SPRING 2018



▲ ANNUAL
'Megawatt Red Bronze Leaf' begonia

This large begonia is easy to care for and stays covered in red flowers for months.



▲ PERENNIAL
'Mountain Frost Pink PomPom' China pinks

China Pinks with double rose-pink flowers that rebloom consistently from early spring until fall.



SHRUB
Invincibelle Mini Mauvette hydrangea

This new hydrangea shows unique purple blooms on sturdy stems that bloom from summer through frost.



SHRUB

First Editions Virtual Violet lilac

This lovely lilac has shiny violet new leaves, deep purple stems, raspberry-purple buds and fragrant violet flowers.



▲ SHRUB

'Felix' magnolia

In early spring this magnolia is a mass of large, fragrant, open-faced hot pink flowers.



▲ SHRUB

Sprinter boxwood

This elegant boxwood features glossy evergreen foliage that is attractive year-round and a growth habit that is great for hedging.



PERENNIAL

'Munchkin Fire' hosta

This petite yellow hosta is ideal for fairy gardens or smaller landscapes.

new plants

FOR SPRING 2018



◀ **SHRUB**
'Cameo' magnolia

This wonderful new magnolia grows in a compact pyramid shape and its blooms have a reddish purple exterior and a clean white flushed red-purple interior.

ROSE ▶
**Sunshine
Happy Trails
groundcover rose**

A groundcover rose that produces an abundance of beautiful yellow-gold flowers.



ANNUAL
**Colorblitz Glow Blue Stardust
petunia**

A vibrant petunia that blossoms into a lush, bi-colour, flower-filled plant.



▲ **ANNUAL**
'Gisele' phlox

This new phlox has large flower clusters and is available in pink, light pink, light violet and white.



ANNUAL
'Copper Prince'
ornamental millet

An ornamental millet that begins as a light caramel colour, deepening to copper as it sends up rosy, foxtail type panicles.



▲ PERENNIAL
'Kiev' dwarf peony

A compact peony which shows single, dark pink flowers with frosted centres.



▲ PERENNIAL
'Armeria Dreameria
Sweet Dreams' thrift

This thrift provides frost-to-frost lavender-mauve flowering.





new plants

FOR SPRING 2018



▲ EDIBLE

'Berries Galore Pink' strawberry

This new strawberry is an everbearing variety with hot pink flowers that continue to produce berries all summer long. Very compact, bushy plant, it is perfect for planters and hanging baskets.



ROSE

Icecap floribunda rose

A floribunda rose that displays a dense flush of pure white, repeat-blooming flowers.



▲ **PERENNIAL**
'Twilight Zone' little bluestem

This plant stands out among little bluestems for its iridescent, silvery mauve colour that appears in midsummer and intensifies in fall when bright purple highlights appear.



SHRUB
Sugar 'n' Spice Korean spice bush

In mid-spring, this Korean spice bush is dotted with pink buds that open to clusters of white, spicy-sweet flowers.

EDIBLE ▶
Bushel and Berry Jelly Bean blueberry

With these blueberries you get flavourful fruit in midsummer as well as beautiful foliage all season long.



◀ **ANNUAL**
'SunPatiens Compact Purple' impatiens

A new addition to the SunPatiens line of impatiens, well-known for disease resistance and vibrant colour.



▲ **ANNUAL**
'Purple Prince' joyweed

A Brazilian joyweed that has ruby-rose undersides and stands tough in heat and humidity.

Mother Hen
 is in
 demand

That's why she's everywhere these days



Acti-Sol, the 100% natural and effective fertilizer, is now even easier to identify, with Mother Hen front and centre on all packaging.

Look for the Acti-Sol hen, sprinkle some on and think BIG!



For the retailer nearest to you, visit:
acti-sol.ca



new plants FOR **SPRING 2018**



ANNUAL
'Snapshot Appleblossom'
snapdragon
This dwarf garden snapdragon is a clean white colour brushed with soft yellow and rose tones.



▲ ANNUAL
'Main Street Ruby Road'
coleus
This striking coleus features a vibrant mix of hot pink, burgundy and chartreuse.





ANNUAL

'Midnight Fire' ornamental pepper

The distinctive dark-black foliage of this ornamental pepper is accented by purple ornamental fruit, which mature to bright red.



ANNUAL

'Success Yellow Chiffon' petunia

This new petunia boasts light yellow blooms that don't relax or fade.



SHRUB ▶

Invincibelle Wee White hydrangea

A dwarf hydrangea that has white mop head flowers that age to shades of green and pink.



EDIBLE ▶

'PolarBerry' blackberry

This blackberry provides unique cream-white berries that can be eaten by themselves or in a mixed fruit bowl.



◀ **ANNUAL**

'Zahara Raspberry Ripple' zinnia

A new heat tolerant bi-colour zinnia.



new plants FOR SPRING 2018



◀ **SHRUB**

Czechmark Trilogy weigela

This new weigela provides white, pink, and red flowers all on one plant.



▲ **ROSE**

At Last rose

This new rose features apricot orange, fully-double flowers and dark green, glossy foliage.



ANNUAL

'Headliner Pink Sky' petunia

This new petunia boasts pink/rose blooms with speckles of white/cream.



▲ **ANNUAL**

Hippo Rose polka dot plant

The stunning bi-colour foliage with shades of bright pink and green make this polka dot plant pop in container designs and in the garden.



▲ **PERENNIAL**
'Midnight Model'
Fashionista sage

Striking sage featuring violet blue blooms.

▼ **PERENNIAL**
'Airbrush Effect' hibiscus

Hardy hibiscus that has vibrant pink flowers with salmon tones.



PERENNIAL
'Spacecoast Freaky Tiki' daylily

Reblooming daylily with a beautiful medley of red, yellow and orange flowers.

▼ **EDIBLE**
'Cold Snap' pear

Crisp, juicy, and flavourful, these pears are exclusively grown and distributed in Canada.



SELECTING A LANDSCAPE CONTRACTOR

a guide for homeowners

COMPARE AND DECIDE:

A tool for **RATING** and **SELECTING** your landscape contractor

Use this chart two ways: 1. As a simple guideline to the qualities you should be looking for in a landscape contractor, or
2. As a rating system to help you determine more specifically the suitability of a contractor you are considering hiring. It's your choice.

COMPANY A: _____ COMPANY B: _____ COMPANY C: _____

PROOF OF WORKERS' COMPENSATION INSURANCE

Landscape contractors are required by law to pay WSIB premiums on behalf of their employees in the event of a workplace injury. Hiring companies that are not in compliance makes the project owner – you – liable in case of workplace injuries. Ask to see a Certificate of Clearance.

Mandatory: Rate 5 or 0 only

PROOF OF LIABILITY INSURANCE

All contractors should carry liability insurance to protect themselves and their clients from the expense of any unforeseen workplace incidents that might cause damage to your own or neighbouring properties. Ask to see a Certificate of Insurance; it should state the name and address of the contractor, the fact the company carries a minimum of \$1 million commercial general liability, including coverage for bodily injury and property damage, and the effective and expiry dates of the policy as well as the date of issue of the certificate.

Mandatory: Rate 5 or 0 only

SUPPLIER REFERENCES

By ensuring the contractor regularly pays material suppliers in accordance with standard trade terms, you can protect yourself from creditor liabilities. Depending on the size of the project, it is advisable to obtain up to three supplier references. If possible, obtain references from suppliers of materials designated for your project, such as interlocking stone, nursery stock, timber, etc.

Rate 1 (poor) to 5 (excellent)

CONTRACT

A written and signed contract protects the interests of both homeowners and contractors. Contracts should clearly stipulate details such as payment schedules, start dates, and the complete scope of the project. Areas of responsibility, such as the provision for underground service locates, permits, etc. should also be stipulated. A good contract will also define procedures for the approval of change orders and costs of extras.

Rate 1 to 5

WARRANTY

The terms and conditions of the contractor's warranty should be clearly spelled out in writing and should specify if the workmanship is warranted and for how long and the length of the guarantee on materials. It is important to specify responsibilities for ongoing maintenance, such as watering, that may affect the warranty. This is especially important for plant guarantees.

Rate 1 to 5

CLIENT REFERENCES

Whether the contractor you are considering is capable of handling your project can best be determined by asking for references from up to three recent clients. Answers to the following questions will help you rate the value of the references:

Rate 1 to 5

- Was the work completed on time?
- Was there sufficient supervisory staff on site?
- Did the contractor return phone calls promptly?
- Was the quality of workmanship acceptable?
- Did staff conduct themselves in a professional manner?
- Was the site kept tidy throughout the construction process?
- Were extras dealt with according to the terms of the contract?

COMPANIES UNDER REVIEW

A B C

--	--	--

--	--	--

--	--	--

--	--	--

--	--	--

--	--	--

HUMAN RESOURCES

The number of employees, including supervisors, should be adequate for the size of the project. It is important to remember a small company with one crew may be sufficient for smaller projects, providing they have adequately scheduled their projects for the season. A company's ability to schedule projects can also be determined through client references.

Rate 1 to 5

EMPLOYEE EXPERIENCE, EDUCATION AND CERTIFICATION

Determine the level of training and experience of key and supervisory personnel. Post secondary degrees, apprenticeship program participation or certification through the Landscape Industry Certified program are all indicators of skilled, committed employees. More information on green industry certification programs is available at landscapeontario.com/industry-certification.

Rate 1 to 5

EQUIPMENT RESOURCES

Contractors should have adequate equipment resources to complete jobs efficiently. It is important to remember it may be more cost-effective for certain or specialized pieces of equipment to be rented on an as-needed basis.

Rate 1 to 5

SCOPE OF EXPERTISE (INCLUDING SUB-CONTRACTORS)

Determine which specific disciplines are required for your project. The company should be skilled in all aspects or use reputable sub-contractors. These include disciplines such as:

- paving stone
- natural stone work
- carpentry
- demolition
- water features
- lighting
- irrigation
- site clean-up
- earth-work (grading, etc.)
- soft landscaping (tree and shrub installation)

Rate 1 to 5

YEARS IN BUSINESS

How many years has the company been in business under its current name?

Rate 1 to 5

COMPANY PROFILE

Does the company project a professional image? Are its representatives in uniform? Are its trucks and equipment clean and well cared for?

Rate 1 to 5

ASSOCIATION MEMBERSHIP

An accreditation procedure is part of Landscape Ontario's membership application process. Members of Landscape Ontario are required to follow a Code of Ethics and a Code of Conduct. Association membership indicates a company's commitment to professionalism.

Rate 1 to 5

TOTALS

Tip: A perfect score is 65,
any total less than 49 indicates a score below 75 per cent.

COMPANIES UNDER REVIEW

A B C

--	--	--

--	--	--

--	--	--

--	--	--

--	--	--

--	--	--

--	--	--

--	--	--

Hiring a professional?

For more tools like this, visit landscapeontario.com/tools

HORTICULTURAL TRADES ASSOCIATION
landscapeontario.com



ART AND EDITORIAL TEAM Scott Barber
sbarber@landscapeontario.com

ART AND EDITORIAL TEAM Kim Burton
kburton@landscapeontario.com

EDITOR Robert Ellidge
rob@landscapeontario.com

MULTIMEDIA DESIGNER Mike Wasilewski
mikew@landscapeontario.com

SALES MANAGER, PUBLICATIONS Steve Moyer
smoyer@landscapeontario.com

ACCOUNT MANAGER Greg Sumsion
gsumsion@landscapeontario.com

DIRECTOR OF PUBLIC RELATIONS Denis Flanagan CLD
dflanagan@landscapeontario.com

COMMUNICATIONS ASSISTANT Angela Lindsay
alindsay@landscapeontario.com

ACCOUNTANT Joe Sabatino
joesabatino@landscapeontario.com

PUBLISHER Lee Ann Knudsen CLM
lak@landscapeontario.com

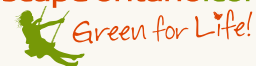
ADVISORY COMMITTEE
Gerald Boot CLM, Laura Catalano, Mark Fisher,
Hank Gelderman CHT, Marty Lamers,
Bob Tubby CLM, Nick Winkelmolen, Dave Wright

LOHTA STAFF: Darryl Bond, Amy Buchanan,
Tony DiGiovanni CHT, J. Alex Gibson, Sally Harvey,
Meghan Greaves, Heather MacRae,
Kristen McIntyre CHT CEM, Kathy McLean,
Linda Nodello, Kathleen Pugliese, John Russell,
Ian Service, Tom Somerville, Myscha Stafford,
Martha Walsh, Cassandra Weisner

© 2018 by Landscape Ontario Horticultural Trades Association. Material in this publication may be reproduced; please contact the publisher and provide credit. Publisher assumes no responsibility for, and does not endorse the contents of, any advertisements herein. All representations or warranties made are those of the advertiser and not the publication. Views expressed do not necessarily reflect the views and opinions of the association or its members, but are those of the writer concerned.

Landscape Ontario Horticultural Trades Association
7856 Fifth Line South, Milton, ON L9T 2X8
Phone (905) 875-1805 Fax (905) 875-3942
www.landscapeontario.com

HORTICULTURAL TRADES ASSOCIATION
landscapeontario.com





GRO-BARK[®]

We are makers of the highest quality and most sustainable garden soils in Ontario. Ask your local bulk landscape supply yard for our top brands.

Gro-Max[®]

- GARDEN SOIL

Gro-Veg[™]

- VEGGIE GARDEN SOIL

Gro-Turf[®]

- LAWN TOP DRESS

LiveMulch[®]

- ORGANIC COMPOST